



Certificate ID: **85140**

Received: **8/3/20**

Scan QR Code for authenticity



Fab CBD

6416 Providence Farm Dr, #1310

Charlotte, NC 28277

Attn: Josh Delaney

Client Sample ID: **1200mg CBD Oil - Mint**

Lot Number:

Matrix: **Tincture/Infused Oil - MCT Oil**

Authorization: Chris Hudalla, Chief Science Officer	Signature: 	Date: 8/18/2020
--	--	--------------------



The data contained within this report was collected in accordance with the requirements of ISO/IEC17025:2017. I attest that the information contained within the report has been reviewed for accuracy and checked against the quality control requirements for each method. These results relate only to the test article listed in this report. Reports may not be reproduced except in their entirety.





CN: Cannabinoid Profile & Potency [WI-10-17 & WI-10-17-01]

Analyst: *JFD*

Test Date: *8/15/2020*

The client sample was analyzed for plant-based cannabinoids by Liquid Chromatography (LC). The collected data was compared to data collected for certified reference standards at known concentrations.

85140-CN

ID	Weight %	Concentration (mg/mL)	
D9-THC	0.363	3.34	
THCV	ND	ND	
CBD	4.56	42.0	
CBDV	0.0261	0.240	
CBG	0.0874	0.805	
CBC	0.225	2.07	
CBN	0.0250	0.230	
THCA	ND	ND	
CBDA	ND	ND	
CBGA	ND	ND	
D8-THC	ND	ND	
exo-THC	ND	ND	
Total	5.29	48.7	0% Cannabinoids (wt%) 4.6%
Max THC	0.363	3.34	
Max CBD	4.56	42.0	

Ratio of Total CBD to THC 12.6:1

Limit of Quantitation (LOQ) = 0.0114 wt%

Max THC (and Max CBD) are calculated values for total cannabinoids after heating, assuming complete decarboxylation of the acid to the neutral form. It is calculated based on the weight loss of the acid group during decarboxylation: Max THC = (0.877 x THCA) + THC. This calculation does not include other cannabinoid isomers (eg. D8-THC and exo-THC). ND = None detected above the limits of detection (LOD), which is one third of LOQ.

EA: Elemental Analysis [WI-10-13]

Analyst: CJS

Test Date: 8/11/2020

This test method was performed in accordance with the requirements of ISO/IEC 17025. These results relate only to the test article listed in this report. Reports may not be reproduced except in their entirety.

85140-EA

Symbol	Metal	Conc. ¹ (µg/kg)	RL (µg/kg)	Limits ² (µg/kg)	Status
Al	Aluminum	181	50	-	
As	Arsenic	ND	50	200	PASS
Cd	Cadmium	ND	50	200	PASS
Ca	Calcium	1,310	500	-	
Cr	Chromium	ND	50	300	PASS
Co	Cobalt	ND	50	300	PASS
Cu	Copper	222	50	3,000	PASS
Fe	Iron	429	50	-	
Pb	Lead	ND	50	500	PASS
Mg	Magnesium	758	50	-	
Mn	Manganese	ND	50	-	
Hg	Mercury	ND	50	100	PASS
Mo	Molybdenum	504	50	1,000	PASS
Ni	Nickel	ND	50	500	PASS
P	Phosphorus	20,200	500	-	
K	Potassium	1,780	500	-	
Se	Selenium	ND	50	-	
Ag	Silver	ND	50	700	PASS
S	Sulfur	1,550	500	-	
Sn	Tin	ND	500	6,000	PASS
Zn	Zinc	406	50	-	

1) ND = None detected to the Method Detection Limit (MDL)

2) USP recommended maximum daily limits for inhalational drug product.

MBI: Microbiological Contaminants [WI-10-09]

Analyst: MM

Test Date: 8/5/2020

This test method was performed in accordance with the requirements of ISO/IEC 17025. These results relate only to the test article listed in this report. Reports may not be reproduced except in their entirety.

85140-MBI

Symbol	Analysis	Results	Units	Limits*	Status
AC	Total Aerobic Bacterial Count	<100	CFU/g	100,000 CFU/g	PASS
CC	Total Coliform Bacterial Count	<100	CFU/g	1,000 CFU/g	PASS
EB	Total Bile Tolerant Gram Negative Count	<100	CFU/g	1,000 CFU/g	PASS
YM	Total Yeast & Mold	<100	CFU/g	10,000 CFU/g	PASS

Recommended limits established by the American Herbal Pharmacopoeia (AHP) monograph for Cannabis Inflorescence [2013], for consumable botanical products, including processed and unprocessed cannabis materials, and solvent-based extracts. Note: All recorded Microbiological tests are within the established limits.

PST: Pesticide Analysis [WI-10-11]

Analyst: CJR

Test Date: 8/12/2020

The client sample was analyzed for pesticides using Liquid Chromatography with Mass Spectrometric detection (LC/MS/MS). The method used for sample prep was based on the European method for pesticide analysis (EN 15662).

85140-PST

Analyte	CAS	Result	Units	LLD	Limits (ppb)	Status
Abamectin	71751-41-2	ND	ppb	0.20	300	PASS
Spinosad	168316-95-8	ND	ppb	0.10	3000	PASS
Pyrethrin	8003-34-7	ND	ppb	0.10	1000	PASS
Trifloxystrobin	141517-21-7	ND	ppb	0.10	30000	PASS
Spirotetramat	203313-25-1	ND	ppb	0.10	13000	PASS
Spiromesifen	283594-90-1	ND	ppb	0.10	12000	PASS
Piperonyl butoxide	51-03-6	ND	ppb	0.10	8000	PASS
Paclobutrazol	76738-62-0	ND	ppb	0.10	10	PASS
Myclobutanil	88671-89-0	ND	ppb	0.10	9000	PASS
Imidacloprid	138261-41-3	ND	ppb	0.10	3000	PASS
Imazalil	35554-44-0	ND	ppb	0.10	10	PASS
Fenoxycarb	72490-01-8	ND	ppb	0.10	10	PASS
Etoazole	153233-91-1	ND	ppb	0.10	1500	PASS
Dichlorvos	62-73-7	ND	ppb	3.00	10	PASS
Cyfluthrin	68359-37-5	ND	ppb	0.50	1000	PASS
Bifenthrin	82657-04-3	ND	ppb	0.20	500	PASS
Bifenazate	149877-41-8	ND	ppb	0.10	5000	PASS
Azoxystrobin	131860-33-8	ND	ppb	0.10	40000	PASS

* Testing limits for ingestion established by the State of California: CCR, Title 16, Division 42, Chapter 5, Section 5313. ND indicates "none detected" above the lower limit of detection (LLD). Analytes marked with (*) indicate analytes for which no recovery was observed for a pre-spiked matrix sample.

TP: Terpenes Profile [WI-10-27]

Analyst: CA

Test Date: 8/7/2020

Client sample analysis was performed using full evaporative technique (FET) headspace sample delivery and gas chromatographic (GC) compound separation. A combination of flame ionization detection (FID) and/or mass spectrometric (MS) detection with mass spectral confirmation against the National Institute of Standards and Technology (NIST) Mass Spectral Database, Revision 2017 were used. Chromatographic and/or mass spectral data were processed by quantitatively comparing the analytical peak areas against calibration curves prepared from certified reference standards.

85140-TP

Compound	CAS	Conc. (wt%)	Conc. (ppm)	Qualitative Profile
alpha-pinene	80-56-8	0.0016	15.7	
camphene	79-92-5	ND	ND	
sabinene*	3387-41-5	0.0007	7.08	
beta-myrcene	123-35-3	0.0006	6.27	
beta-pinene	127-91-3	0.0018	18.4	
alpha-phellandrene	99-83-2	ND	ND	
delta-3-carene	13466-78-9	ND	ND	
alpha-terpinene	99-86-5	0.0005	5.30	
alpha-ocimene	502-99-8	<RL	<RL	
D-limonene	138-86-3	0.0041	40.5	
p-cymene	99-87-6	0.0010	10.4	
cis-beta-ocimene	3338-55-4	<RL	<RL	
eucalyptol	470-82-6	0.0150	150	
gamma-terpinene	99-85-4	0.0010	9.60	
terpinolene	586-62-9	<RL	<RL	
linalool	78-70-6	0.0014	13.5	
L-fenchone*	7787-20-4	ND	ND	
isopulegol	89-79-2	ND	ND	
menthol*	89-78-1	0.0436	436	
geraniol	106-24-1	ND	ND	
beta-caryophyllene	87-44-5	0.0104	104	
alpha-humulene	6753-98-6	0.0025	25.4	
cis-nerolidol	3790-78-1	ND	ND	
trans-nerolidol	40716-66-3	ND	ND	
guaiol	489-86-1	0.0012	12.0	
caryophyllene oxide	1139-30-6	<RL	<RL	
alpha-bisabolol	23089-26-1	0.0021	21.2	

Total Terpene: 0.1 wt%

* Certified reference standard not available for this compound. Concentration is estimated using the response factor from alpha-pinene. ND = None Detected. RL = Reporting Limit of 5 ppm.

END OF REPORT